

The Legacy Connect Annexe is designed as a robust and long-lasting system for power distribution. The exterior enclosure is made of 3mm aluminium to give the perfect balance between hard-wearing and lightweight.

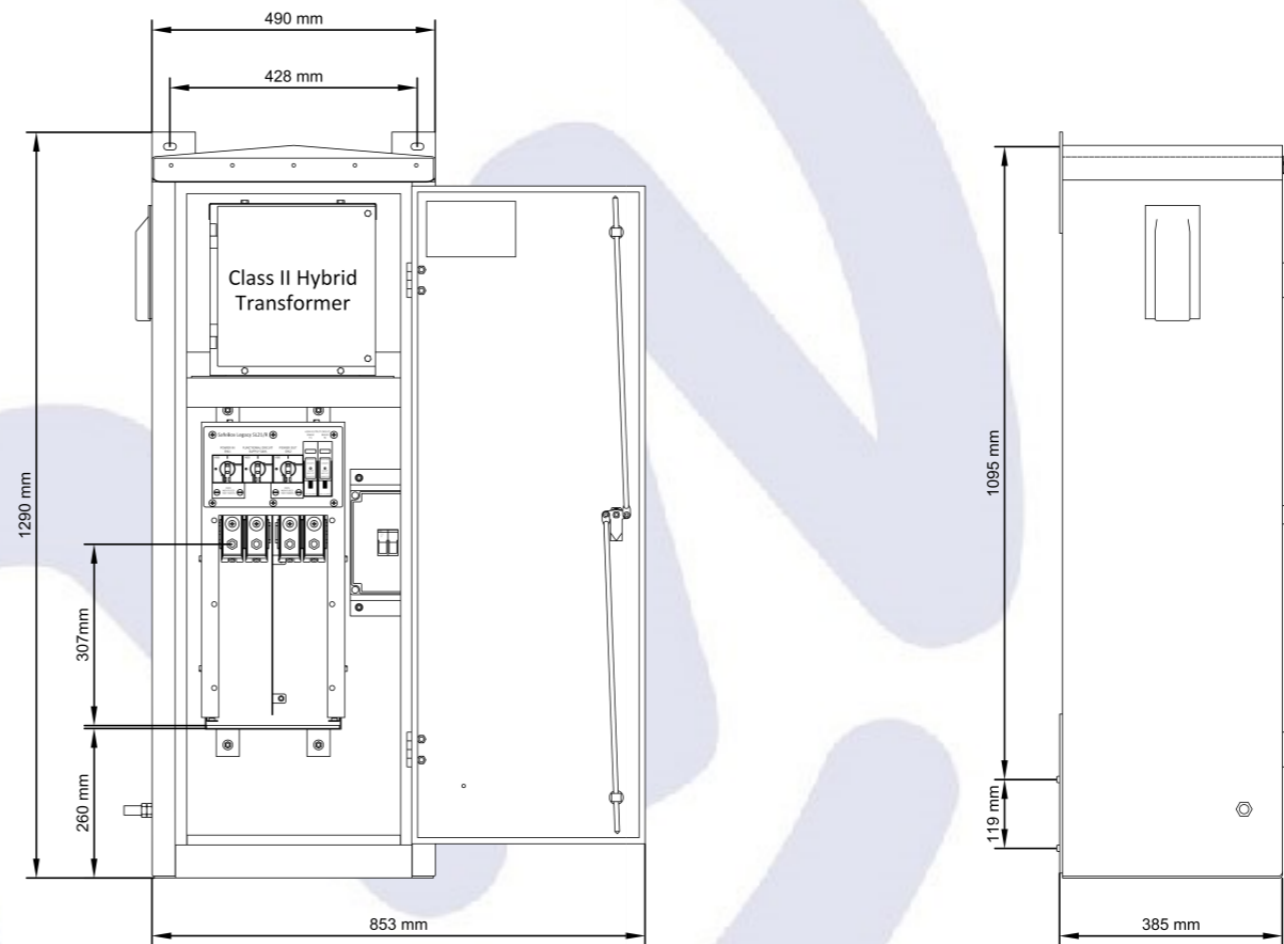
The system inside includes an independently approved SafeBox Legacy SL21/R, and Class II Hybrid transformer.

The functional supply fuses are BS88 Size A1, and the functional output fuses IEC 60269 10 x 38mm.

Product features:

- Class II Distribution Unit (690V rated) with one functional transformer output.
- Isolators for Power IN and OUT and the single functional output.
- 650V Power stud terminals accommodate (Cu) or (Al) Feeder Cables 6 to 120mm².
- Outgoing functional supply cable 0.5 to 10mm².
- Designed for a FSP02 circuit.
- Removable gland plates on both the switchgear and enclosure allow for ease of installation.
- Plastic output enclosure that will fit 25mm holes to accommodate standard Class II conduit fittings for output wiring.

PADs No.	Model No.	VA Rating	Weight
0054/215104	LCS20.51	500VA	59 KG
0054/215105	LCS21.01	1000VA	64 KG
0054/215106	LCS21.51	1500VA	68 KG
0054/215107	LCS22.01	2000VA	75 KG



Contact us

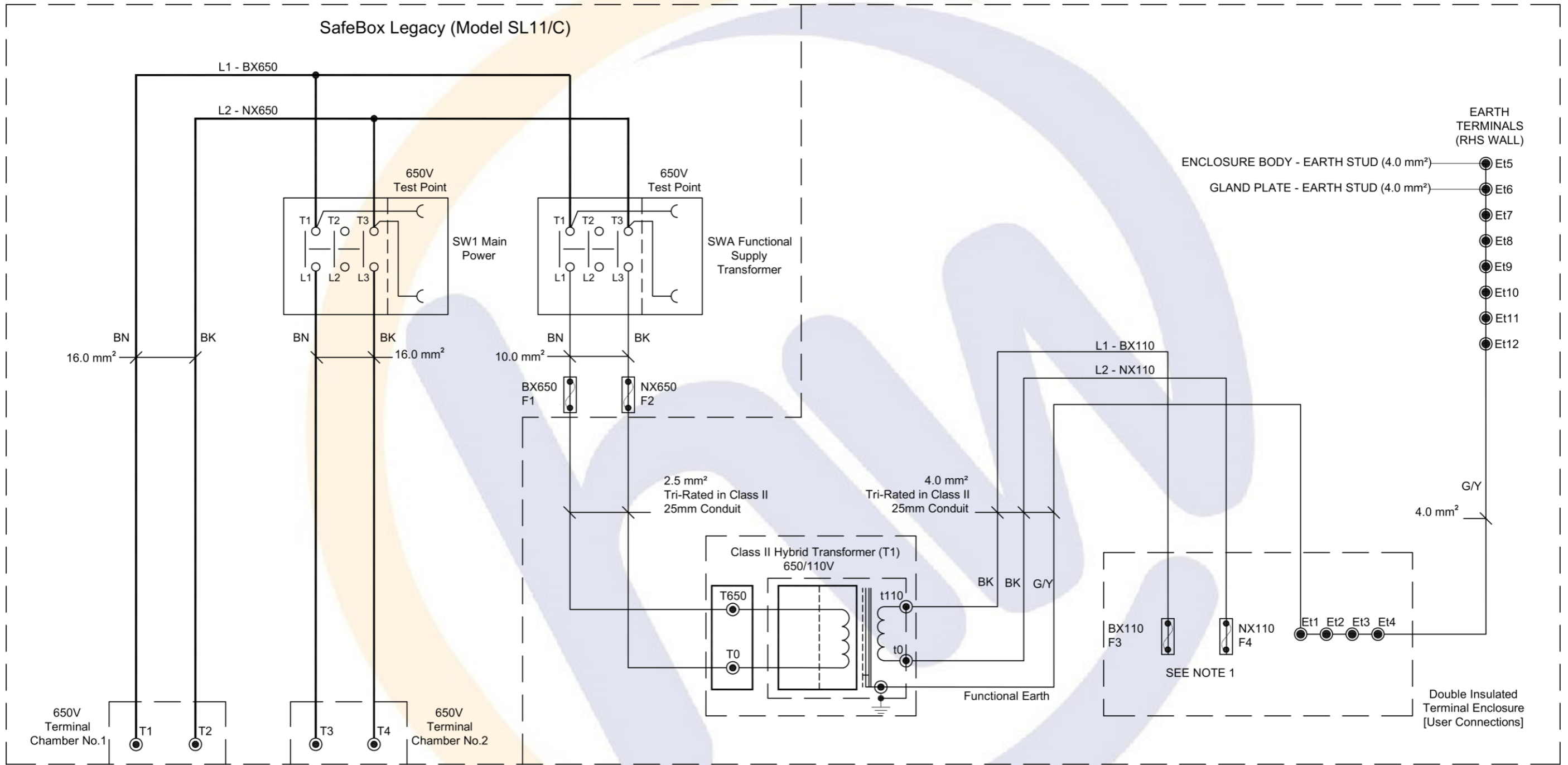
Email: sales@hwilliams.co.uk

Web: www.hwilliams.co.uk

Tel: +44 (0) 1325 462722

Product Profile

Product Profile



NOTE 1
 * = SYSTEM DESIGN TO DETERMINE FUSE RATINGS

Contact us

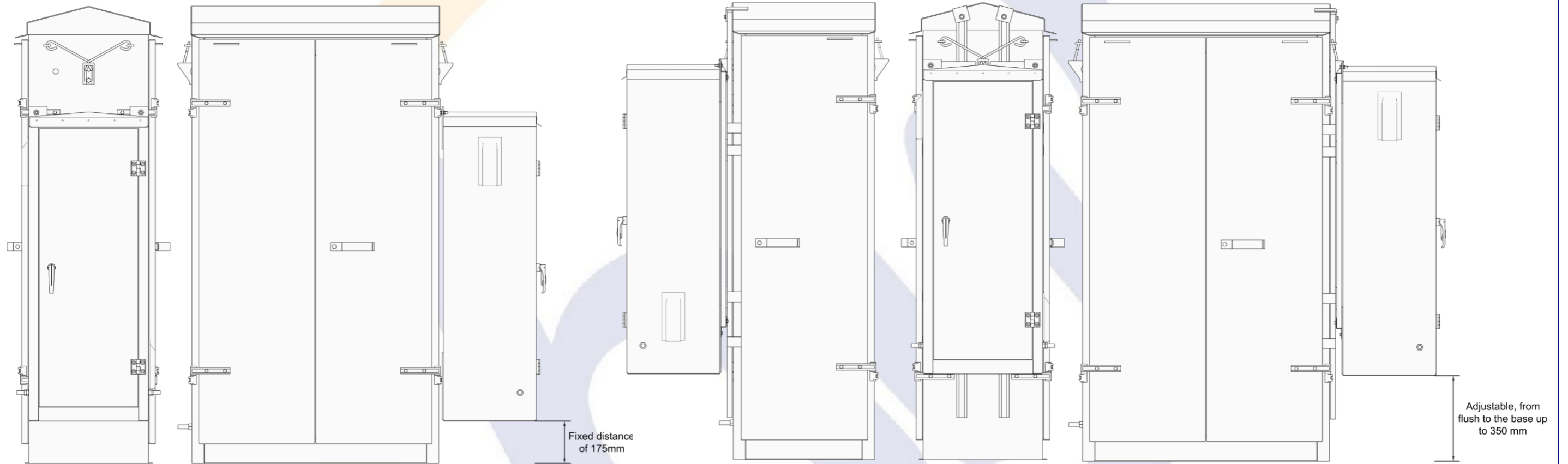
Email: sales@hwilliams.co.uk

Web: www.hwilliams.co.uk

Tel: +44 (0) 1325 462722

Direct Mounting Option

Universal Mounting Bracket Option



An annexe can mount directly to a Henry Williams Location Case with the use of the supplied fastener kit. For step by step installation instructions, please refer to the O&M Manual found on our website <https://hwilliams.co.uk/technical-support/om-manuals/>

A universal mounting bracket allows the annexe to be mounted to common designs of location cases. The design allows for a lot of flexibility and accommodation for a range of sizes. For step by step installation instructions, please refer to the UMB01 Installation Guide found on our website <https://hwilliams.co.uk/technical-support/om-manuals/>

Contact us